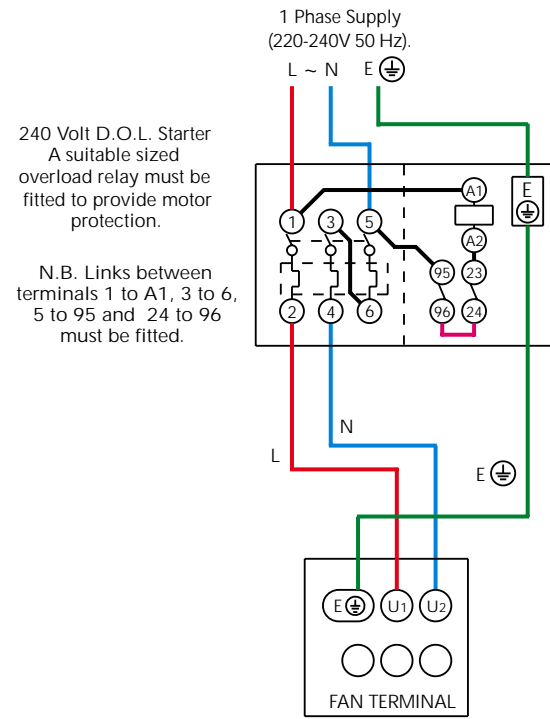


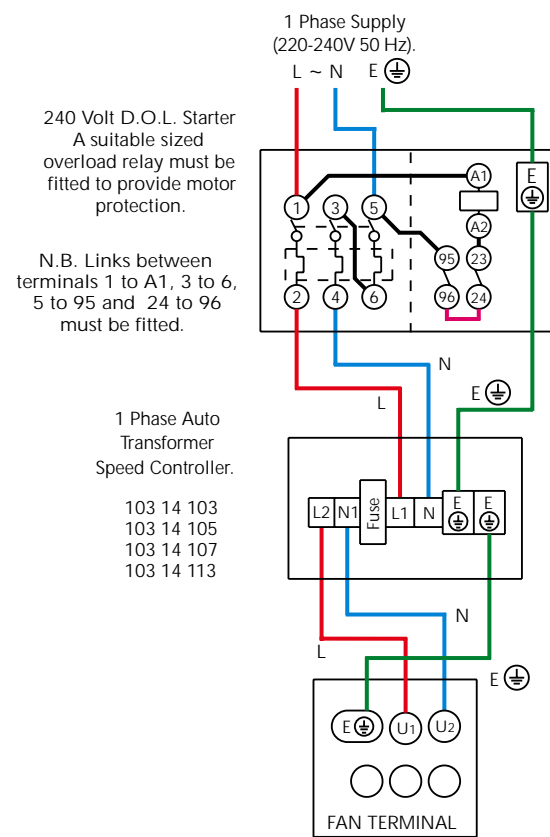
# VENT-AXIA LONG CASE AXIAL FANS WIRING DIAGRAMS

## SINGLE PHASE FAN CONNECTED TO A D.O.L. STARTER



- |                |                |
|----------------|----------------|
| LC31A2/1/8-32* | LC31A4/1/8-32* |
| LC35A2/1/8-32* | LC35A4/1/8-32* |
| LC40A2/1/8-28* | LC40A4/1/8-32* |
|                | LC45A4/1/8-32* |
|                | LC50A4/1/8-28* |
|                | LC56A4/1/8-26* |
|                | LC63A4/1/8-22* |

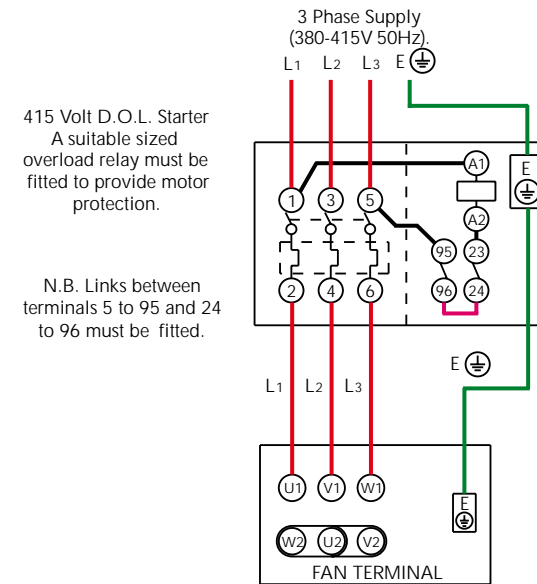
## SINGLE PHASE FAN CONNECTED TO A D.O.L. STARTER AND 3.0, 5.0, 7.5 OR 13.6 AMP AUTO TRANSFORMER



- |                |
|----------------|
| LC31A4/1/8-32* |
| LC35A4/1/8-32* |
| LC40A4/1/8-32* |
| LC45A4/1/8-32* |
| LC50A4/1/8-28* |
| LC56A4/1/8-26* |
| LC63A4/1/8-22* |

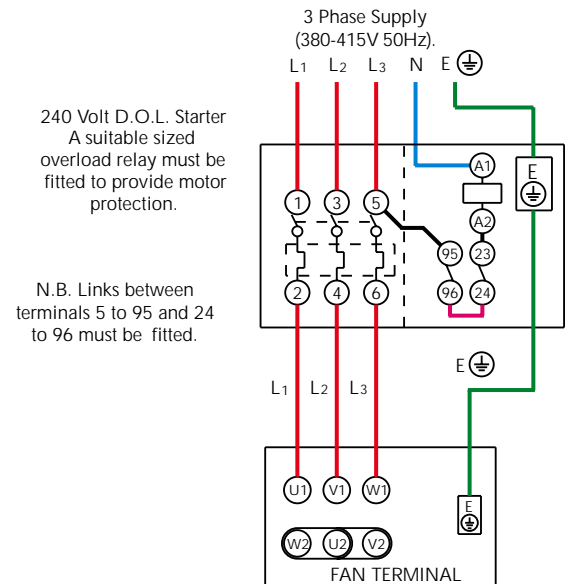
# LONG CASE AXIAL FANS WIRING DIAGRAMS

## THREE PHASE FAN CONNECTED TO A 415V D.O.L. STARTER



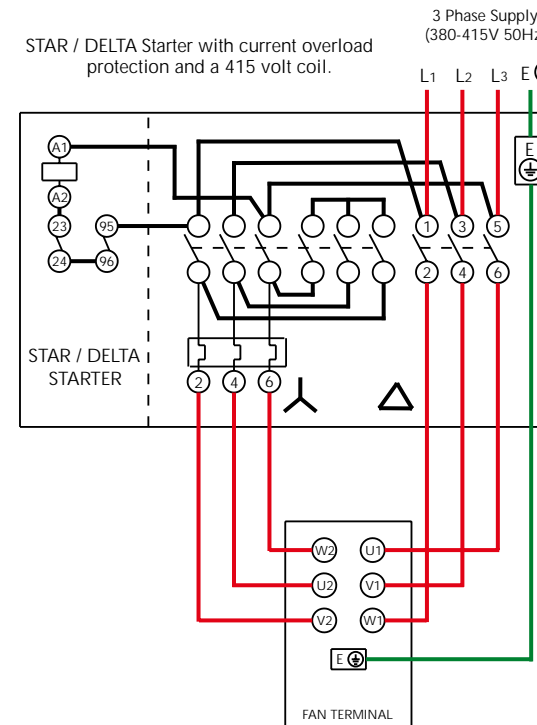
- |                |                |
|----------------|----------------|
| LC31A2/3/8-32* | LC31A4/3/8-32* |
| LC35A2/3/8-32* | LC35A4/3/8-32* |
| LC40A2/3/8-28* | LC40A4/3/8-32* |
| LC45A2/3/8-24* | LC45A4/3/8-32* |
| LC50A2/3/8-16* | LC50A4/3/8-28* |
|                | LC56A4/3/8-26* |
|                | LC63A4/3/8-30* |
|                | LC71A4/3/8-18* |

## THREE PHASE FAN CONNECTED TO A 240V D.O.L. STARTER



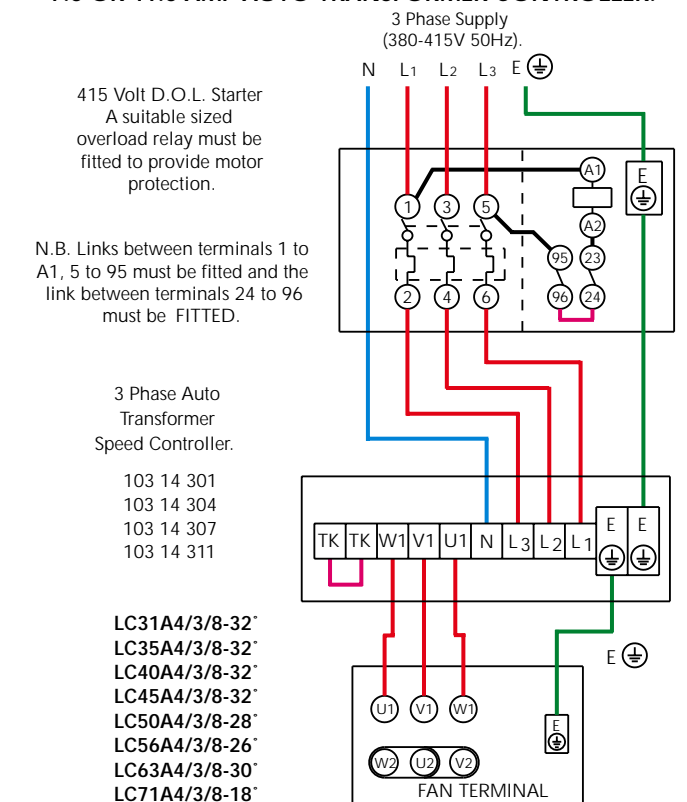
- |                |                |
|----------------|----------------|
| LC31A2/3/8-32* | LC31A4/3/8-32* |
| LC35A2/3/8-32* | LC35A4/3/8-32* |
| LC40A2/3/8-28* | LC40A4/3/8-32* |
| LC45A2/3/8-24* | LC45A4/3/8-32* |
| LC50A2/3/8-16* | LC50A4/3/8-28* |
|                | LC56A4/3/8-26* |
|                | LC63A4/3/8-30* |
|                | LC71A4/3/8-18* |

## THREE PHASE FAN CONNECTED TO A START / DELTA STARTER



- |                 |                 |
|-----------------|-----------------|
| LC50A2/3/18-26* | LC71A4/3/20-30* |
| LC56A2/3/8-24*  | LC80A4/3/8-28*  |
| LC63A2/3/8-16*  | LC90A4/3/8-26*  |
|                 | LC100A4/3/8-28* |
|                 | LC125A4/3/8-24* |

## THREE PHASE FAN CONNECTED TO A 415V COIL D.O.L. STARTER & A 1.4, 4.0, 7.0 OR 11.0 AMP AUTO TRANSFORMER CONTROLLER.

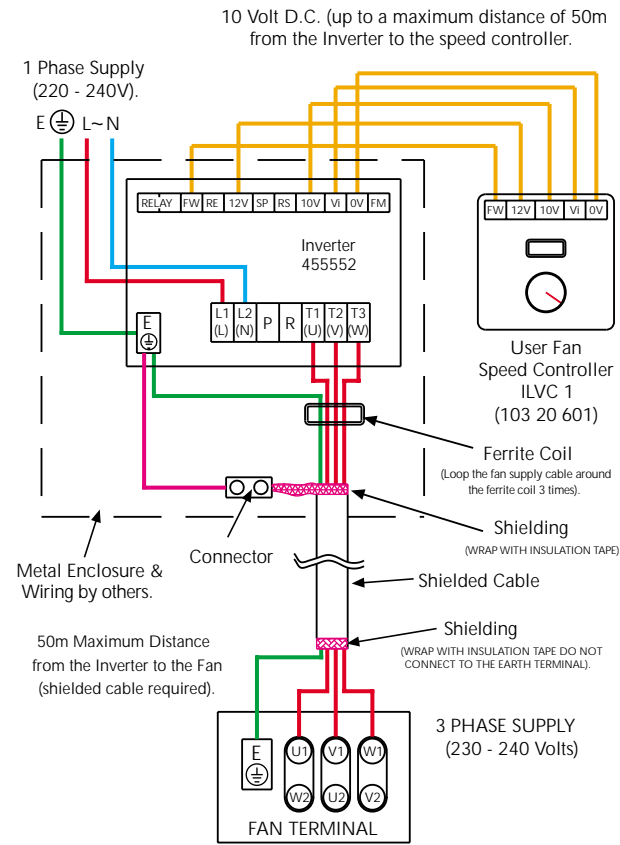


- |                |
|----------------|
| LC31A4/3/8-32* |
| LC35A4/3/8-32* |
| LC40A4/3/8-32* |
| LC45A4/3/8-32* |
| LC50A4/3/8-28* |
| LC56A4/3/8-26* |
| LC63A4/3/8-30* |
| LC71A4/3/8-18* |

NOTE: If a Auto Transformer is being used to control the fan speed, the manual reset facility must be disabled. Contact Vent-Axia's Technical Support line for details.

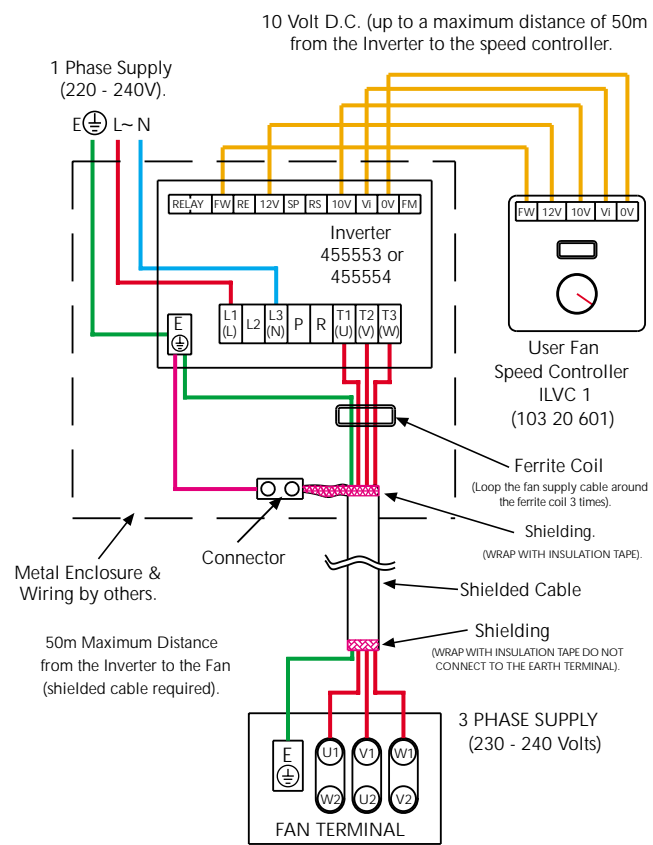
# VENT-AXIA LONG CASE AXIAL FANS WIRING DIAGRAMS

**THREE PHASE FAN  
SINGLE PHASE IN - THREE PHASE (240V) OUT  
LC FAN CONNECTED TO AN INVERTER SPEED  
CONTROLLER KIT (103 20 101)**



- LC31A2/3/8-32\*
- LC35A2/3/8-32\*
- LC40A2/3/8-16\*
- LC31A4/3/8-32\*
- LC35A4/3/8-32\*
- LC40A4/3/8-32\*
- LC45A4/3/8-32\*
- LC50A4/3/8-28\*
- LC56A4/3/8-20\*

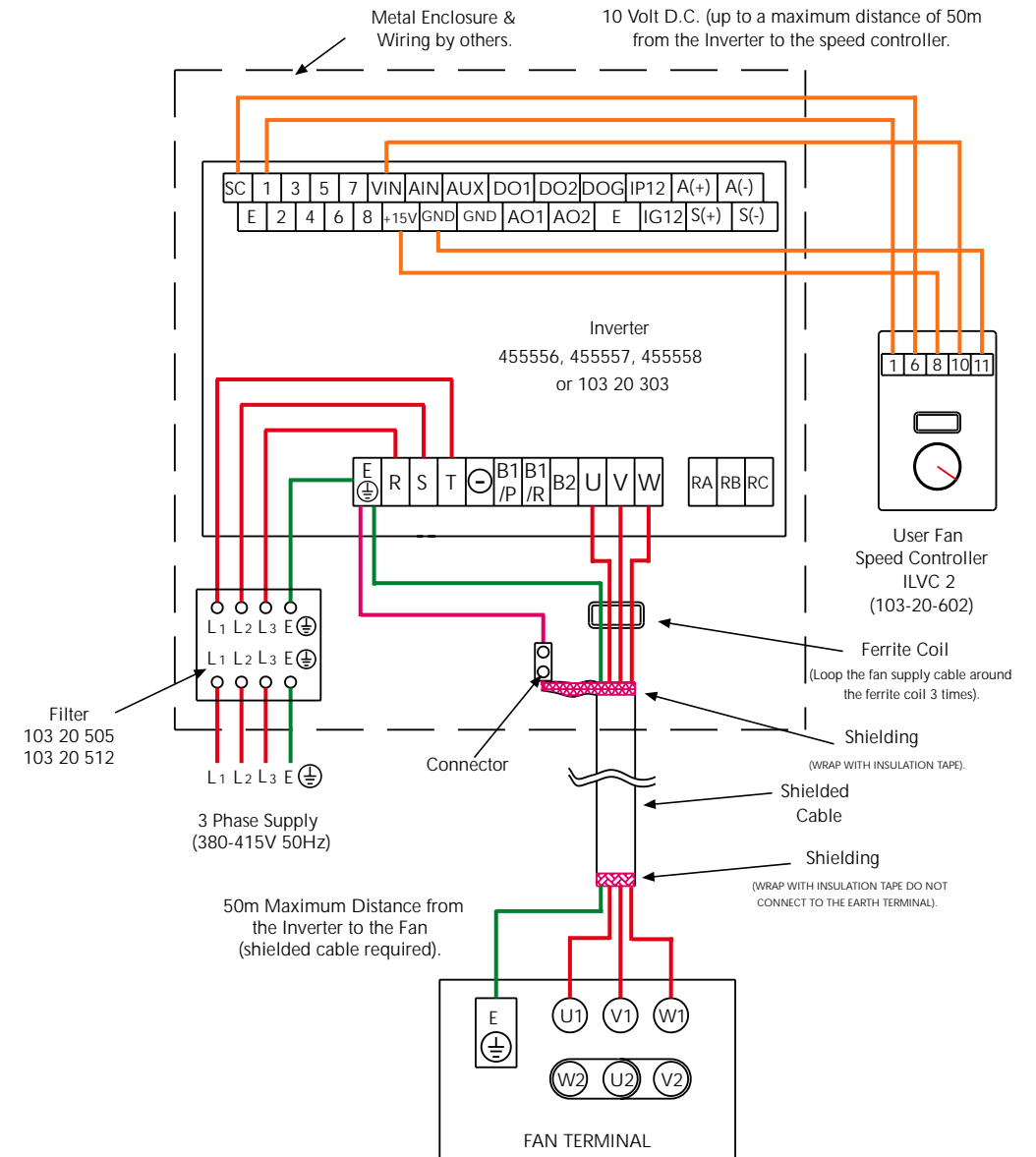
**THREE PHASE FAN  
SINGLE PHASE IN - THREE PHASE (240V) OUT  
LC FAN CONNECTED TO AN INVERTER SPEED  
CONTROLLER KIT (103 20 102, OR 103 20 103)**



- LC40A2/3/18-28\*
- LC56A4/3/22-26\*
- LC63A4/3/8-22\*
- LC71A4/3/8-18\*

# LONG CASE AXIAL FANS WIRING DIAGRAMS

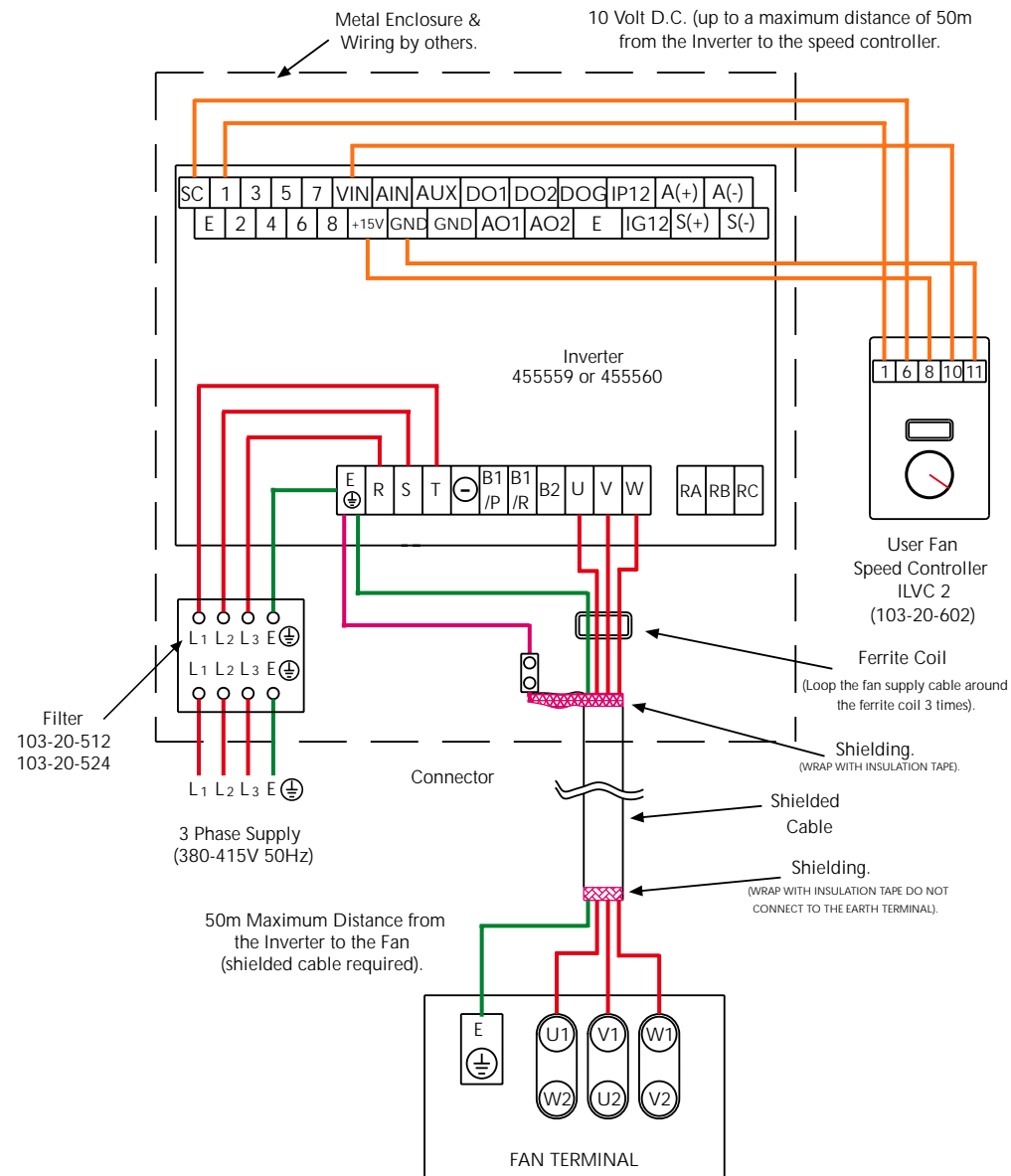
**THREE PHASE FAN  
THREE PHASE IN - THREE PHASE OUT  
LC FAN CONNECTED TO AN INVERTER SPEED  
CONTROLLER KIT (103 20 301, 103 20 302, 103 20 303 OR 103 20 305)**



- LC31A 2/3/8-32\*
- LC35A 2/3/8-32\*
- LC40A 2/3/8-28\*
- LC45A 2/3/8-24\*
- LC50A 2/3/8-16\*
- LC31A 4/3/8-32\*
- LC35A 4/3/8-32\*
- LC40A 4/3/8-32\*
- LC45A 4/3/8-32\*
- LC50A 4/3/8-28\*
- LC56A 4/3/8-26\*
- LC63A 4/3/8-30\*
- LC71A 4/3/8-18\*

# VENT-AXIA LONG CASE AXIAL FANS WIRING DIAGRAMS

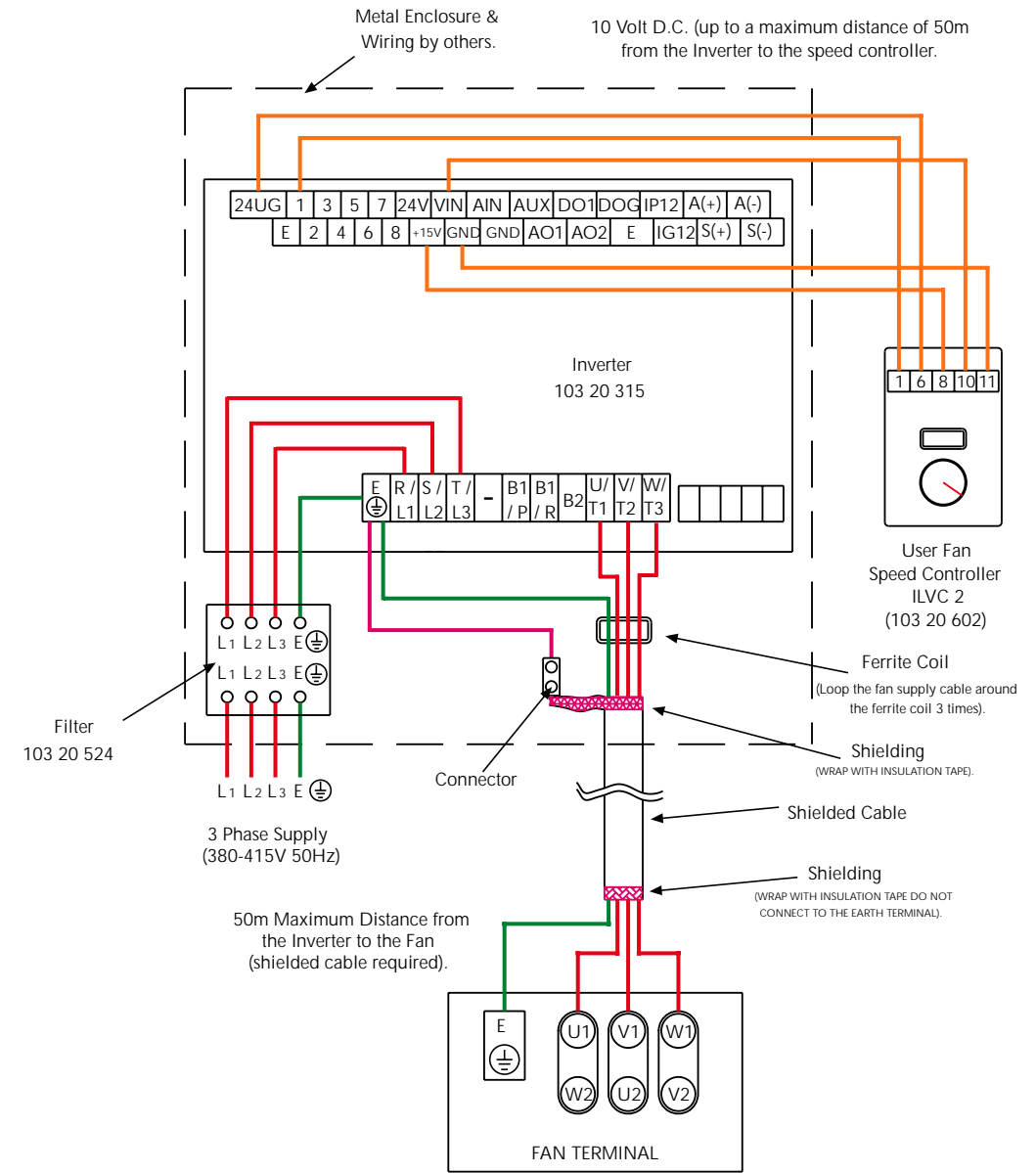
**THREE PHASE FAN  
THREE PHASE IN - THREE PHASE OUT  
LC FAN CONNECTED TO AN INVERTER SPEED  
CONTROLLER KIT (103 20 350 OR 103 20 310)**



- LC50A2/3/18-26'
- LC56A2/3/8-24'
- LC63A2/3/8-16'
- LC71A4/3/20-30'
- LC80A4/3/8-28'
- LC90A4/3/8-18'
- LC100A4/3/8-12'

# LONG CASE AXIAL FANS WIRING DIAGRAMS

**THREE PHASE FAN  
THREE PHASE IN - THREE PHASE OUT  
LC FAN CONNECTED TO AN INVERTER SPEED  
CONTROLLER KIT (103 20 315)**



- LC90A4/3/20-26'
- LC100A4/3/14-16'