

Vent-Axia **IMPORTANT NOTICE** **REGARDING CAPACITOR PACK**


Please read these instructions carefully before installing your T-Series fan
(Read in conjunction with fan & controller instructions)

Look below and choose the installation that applies to you

Replacement installation

If installing a New T-Series fan with an existing installed controller marked T-Series (W361119) proceed as follows: -


- 1) Unplug **Grey OR yellow** capacitor pack from existing T-series controller and discard (see opposite).
- 2) Unplug **Blue** capacitor pack from the fan and insert into rear of T-Series controller (see below) **do not leave capacitor in the fan.**



New installation

If installing this T-Series fan with a controller marked T-Series (W361119) proceed as follows: -

- 1) Unplug **Blue** capacitor pack from the fan.
- 2) Insert **Blue** capacitor pack into rear of T-Series controller (see opposite) **do not leave capacitor in the fan.**



Additional information: -

If using a Vent-Axia Ecotronic 400 or old multi-control or old Ecotronic 130 controller **the capacitor pack should be left in the fan(s).** (See opposite)

If using an ON/OFF switch **the capacitor pack should be left in the fan** at the desired speed setting.



IMPORTANT NOTICE **REGARDING CAPACITOR PACK**


Please read these instructions carefully before installing your T-Series fan
(Read in conjunction with fan & controller instructions)

Look below and choose the installation that applies to you

Replacement installation

If installing a New T-Series fan with an existing installed controller marked T-Series (W361119) proceed as follows: -


- 1) Unplug Grey capacitor pack from existing T-series controller and discard (see opposite).
- 2) Unplug yellow capacitor pack from the fan and insert into rear of T-Series controller (see below) **do not leave capacitor in the fan.**



New installation

If installing this T-Series fan with a controller marked T-Series (W361119) proceed as follows: -

- 1) Unplug yellow capacitor pack from the fan.
- 2) Insert yellow capacitor pack into rear of T-Series controller (see opposite) **do not leave capacitor in the fan.**



Additional information: -

If using a Vent-Axia Ecotronic 130, Ecotronic 400 or old multi-control **the capacitor pack should be left in the fan(s).** (See opposite)

If using an ON/OFF switch **the capacitor pack should be left in the fan** at the desired speed setting.

