

# Lo-Carbon Sentinel Kinetic® Plus

## MVHR Unit

### Features & Benefits

- SAP Appendix Q eligible
- Ultra quiet
- Horizontal duct option for space-saving installations
- High airflow and ideal for student accommodation clusters
- Unique folding filter for removal when access is restricted
- Integrated digital controller for simple and accurate commissioning
- Light-weight for easy installation
- Plug and play controls; Humidistat, Vent-Wise, Wireless remote
- BMS connectivity
- LS inputs/(Light Switch)
- Volt-free inputs
- Self diagnosis for simplified fault finding
- Adjustable delay on/delay off timer

### Increased Performance

The Kinetic Plus benefits from the latest high efficiency, backward curved impeller design, ensuring the lowest possible energy consumption, ultra quiet operation and an exceptional performance range covering small one bed apartments to the largest of houses.

### Care Homes and Student Accommodation

The Kinetic Plus is ideal for larger homes and multiple occupancy units such as nursing homes and student accommodation. Capable of 400m<sup>3</sup>/hr at 150Pa, the unit can extract from up to ten bathrooms and a communal kitchen while still achieving almost 90% heat recovery. The fully automatic capability of the Kinetic range means that adequate ventilation is always achieved.

The Kinetic's BMS capability is also ideal for these commercial applications where

landlords or property managers want to monitor and optimise building performance and maintenance. The Kinetic BMS can provide status information and it's self diagnostics can report if any fault is found.

### Spigot Options

In addition to horizontal and vertical spigot positions, the Kinetic Plus has 150mm spigot connections as standard with the option of 180mm or 200mm spigot connections. In installations where very high airflows are expected, the larger spigots can reduce resistance, lowering noise and energy consumption.

180mm/200mm spigots can also simplify connection in commercial installations where larger diameter duct work has been used.

### Quick Change filter

As many systems are placed within cupboards the unique filter design folds as you remove it to ensure easy access in restricted spaces.

### Airflow Options (CVP Model)

Normal; Airflow based on system pressure. Airflow reduces as system pressure increases. Constant Volume; Maintains pre-set airflow irrespective of system pressure. Constant Pressure; Maintains system pressure by adjusting airflow when constant pressure dampers open or close.

Model	Stock Ref
Kinetic Plus B	443028
Kinetic Plus CVP	443029

(Constant volume or pressure)

### Accessories

Model	Stock Ref
Wired remote controller	443283
Wireless enable kit	441865

### Vent-Wise Controller 441780

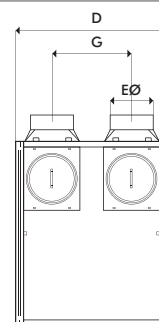
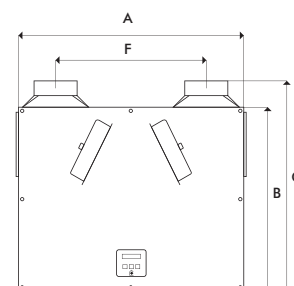
For more options, refer to accessories and controllers section

### Kinetic Spare Filters 2 pack 443351

### F 5 pollen filter 444201

### Dimensions (mm)

A	B	C	D	EØ	F	G
785	632	722	526	150	520	275



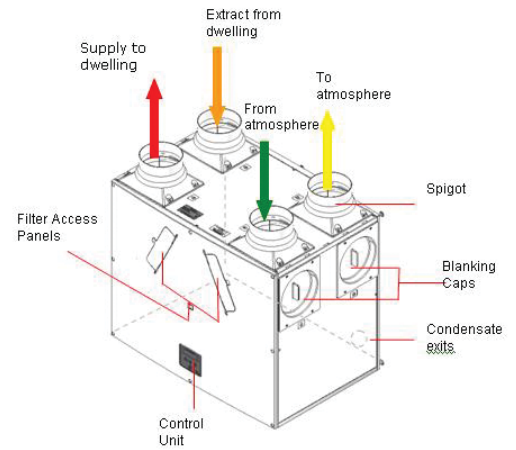
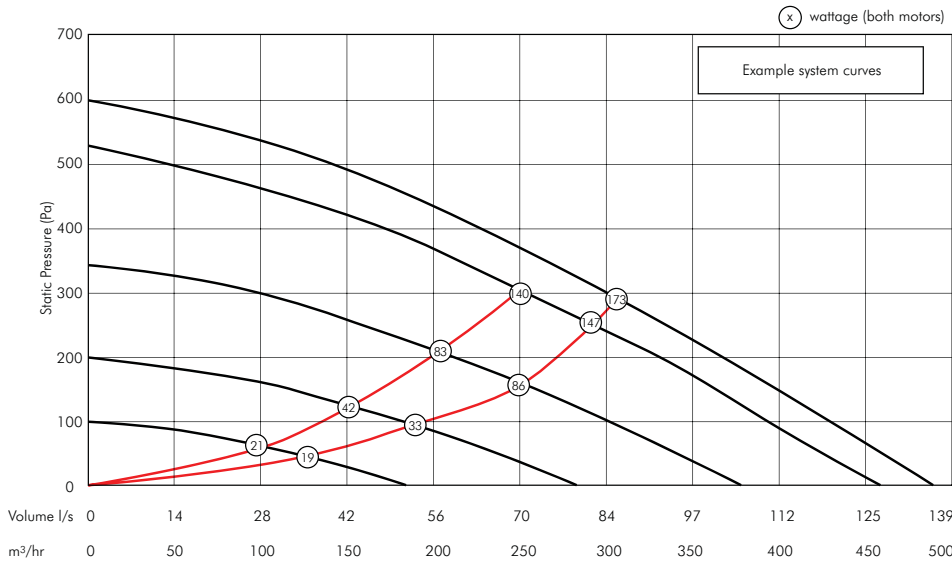
### SAP Appendix Q Performance

	Specific Fan Power (W/l/s)	Thermal Efficiency
K+1	0.56	92%
K+2	0.49	92%
K+3	0.52	91%
K+4	0.57	90%
K+5	0.62	90%
K+6	0.70	89%
K+7	0.80	89%



### Performance

Fan speeds are fully adjustable within the performance range



### Sound Data

Flow, l/s	Unit setting	Test mode	Octave band, Hz, dB SWL								SPL dB(A) at 3m
			63	125	250	500	1k	2k	4k	8k	
50	20%	Supply	46.5	54.3	46.4	44.8	36.2	28.5	24.5	31.2	28.5
50	20%	Extract	46	52.2	42.3	38.7	27.6	24.2	24	31.7	25
50	20%	Breakout	48.5	42.6	43.3	38.9	35.8	29.3	23.8	30.7	22.8
78	40%	Supply	50.3	59.1	54.5	56.5	47	39.9	26.3	31.7	38
78	40%	Extract	46.8	51.6	47.8	44.4	32.7	27.4	24.4	31.7	28
78	40%	Breakout	48.4	51.2	53.4	46	41	34.6	25	30.3	28.5
104	60%	Supply	52.4	57.2	60.4	60.9	55.8	50.3	33.1	33.9	43.6
104	60%	Extract	50	49.8	56.8	52.4	40.2	35.9	33.4	39.8	35.2
104	60%	Breakout	55	49.6	59.7	54.5	46.9	39.9	33.6	39.2	34.9
127	80%	Supply	54.9	60.7	67.4	66.6	61.8	56	39.6	37.7	49.5
127	80%	Extract	50.4	52	61.2	56.6	45.1	39.6	34.2	40.2	39.1
127	80%	Breakout	53.5	53.4	60.8	59.1	53	45.3	36	40.1	38.7
137	100%	Supply	54.7	61.7	70.5	69.9	62.7	57.5	42.1	38.3	52
137	100%	Extract	54.4	55.1	65.8	57.5	46.9	40.6	33.7	40	41.8
137	100%	Breakout	56.6	54.6	60.5	60.7	54.7	45.9	36.5	39.6	40

Tested according to BS848. Breakout quoted spherical, Supply and Extract quoted hemispherical.