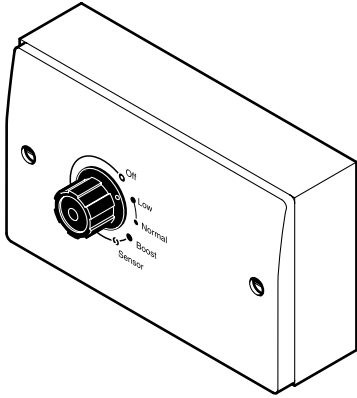


## Three Speed Controller / Sensor Interface



### DESCRIPTION

The VCON6 is designed for use with all HR300 series units and in line mixed flow fans type BM100, BM125 and BM150. The VCON6 provides ON/OFF switching and control over three speeds. The controller also provides connection terminals for the optional use of external sensors/timers to provide automatic ON/OFF control at any speed, or switching between any two speeds as required. The 'sensor' position on the VCON6 brings this system into operation, speed control is dependent on the wiring option selected (see over).

### INSTALLATION

The VCON6 is built on a standard single gang plate and is designed for both surface and flush mounting, using a standard 25mm plastic or metal back box. If a metal back box is used, it must be earthed.

**NOTE: The wiring should be suitably (BASEC or HAR) approved cable of appropriate current carrying capacity.**

### MULTIPLE UNIT CONTROL

The VCON6 can be used to control up to three separate HR300 series units or up to six mixed flow fans, type BM100, BM125, and BM150. All multiple unit connections must be wired in parallel.

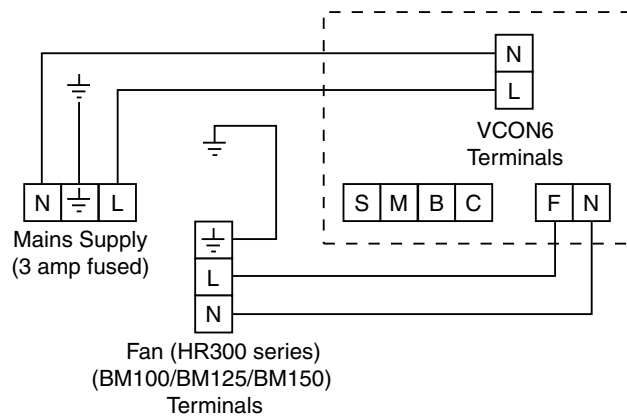
Multiple wires must not be taken to the controller. A junction box must be added with a single connection taken from the junction box to the controller. When securing the controller to its back box, care must be taken to ensure that the P.C.B. and its wires do not get damaged.

### AIR VOLUMES (M<sup>3</sup>/HR)

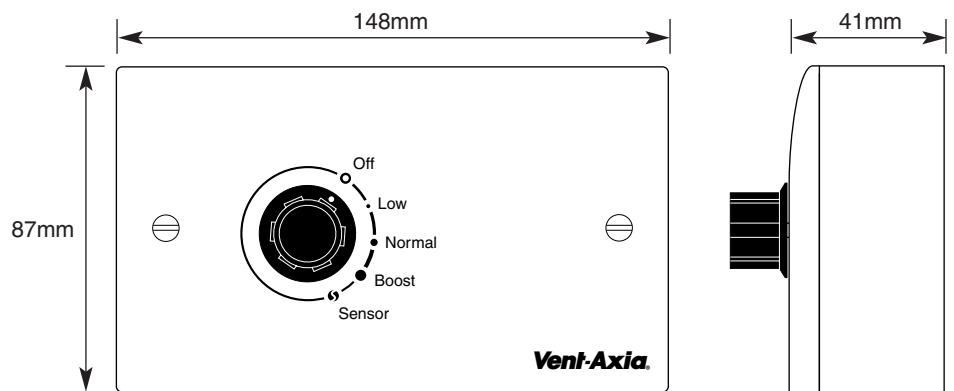
All the remote units as HR300, subject to effect of ducting layout and resultant system resistance (pressure drop).

		Extract	Supply
HR300	Boost	300	270
	Normal	210	190
	Low	75	70
HR200V HR300RW6			

### MANUAL CONTROL WIRING



### DIMENSIONS

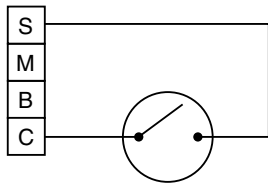


## AUTOMATIC CONTROL OPTIONS

These wiring options are activated when controller is turned to 'sensor' position.

### ON/OFF AT LOW SPEED

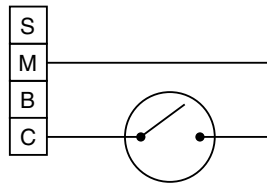
VCON6 Terminal Block



Sensor/External Switch

### ON/OFF AT NORMAL SPEED

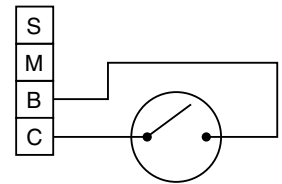
VCON6 Terminal Block



Sensor/External Switch

### ON/OFF AT BOOST SPEED

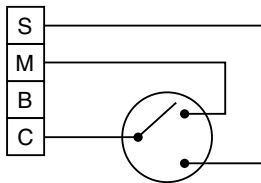
VCON6 Terminal Block



Sensor/External Switch

### LOW TO NORMAL SPEED SWITCHING

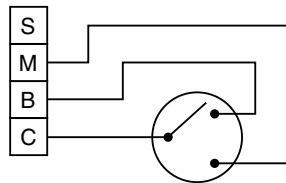
VCON6 Terminal Block



Change Over Switch/Sensor

### NORMAL TO BOOST SPEED SWITCHING

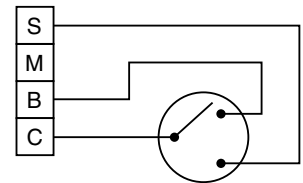
VCON6 Terminal Block



Change Over Switch/Sensor

### LOW TO BOOST SPEED SWITCHING

VCON6 Terminal Block



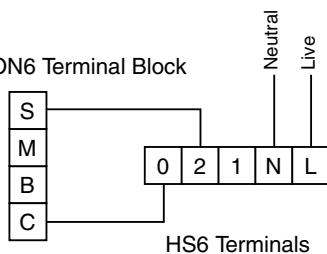
Change Over Switch/Sensor

## AUTOMATIC CONTROL USING HUMIDITY SENSOR (REF: HS6)

These wiring options are activated when controller is turned to 'sensor' position. Fan units will turn ON or change speed on rise in humidity to above the preset level. Units will revert to lower speed or turn off when humidity level falls below the preset level.

### OFF/LOW SPEED

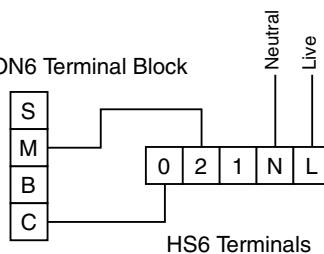
VCON6 Terminal Block



HS6 Terminals

### ON/OFF AT NORMAL SPEED

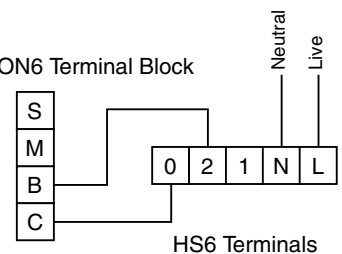
VCON6 Terminal Block



HS6 Terminals

### ON/OFF AT BOOST SPEED

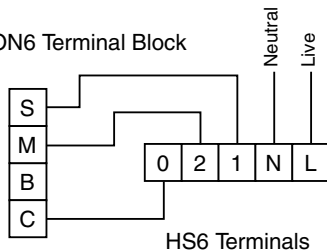
VCON6 Terminal Block



HS6 Terminals

### LOW TO NORMAL SPEED SWITCHING

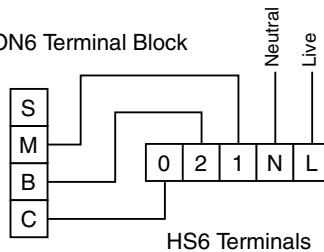
VCON6 Terminal Block



HS6 Terminals

### NORMAL TO BOOST SPEED SWITCHING

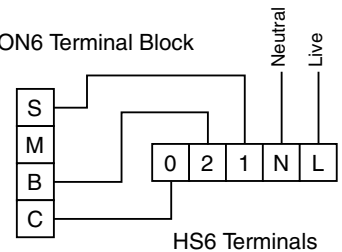
VCON6 Terminal Block



HS6 Terminals

### LOW TO BOOST SPEED SWITCHING

VCON6 Terminal Block



HS6 Terminals



**Vent-Axia**  
Clean Air Systems

VENT-AXIA LIMITED  
Fleming Way, Crawley, West Sussex RH10 9YX  
Tel:- 01293 526062  
Fax:- 01293 551188  
Internet site at:- [www.vent-axia.com](http://www.vent-axia.com)

372504C - 7/04